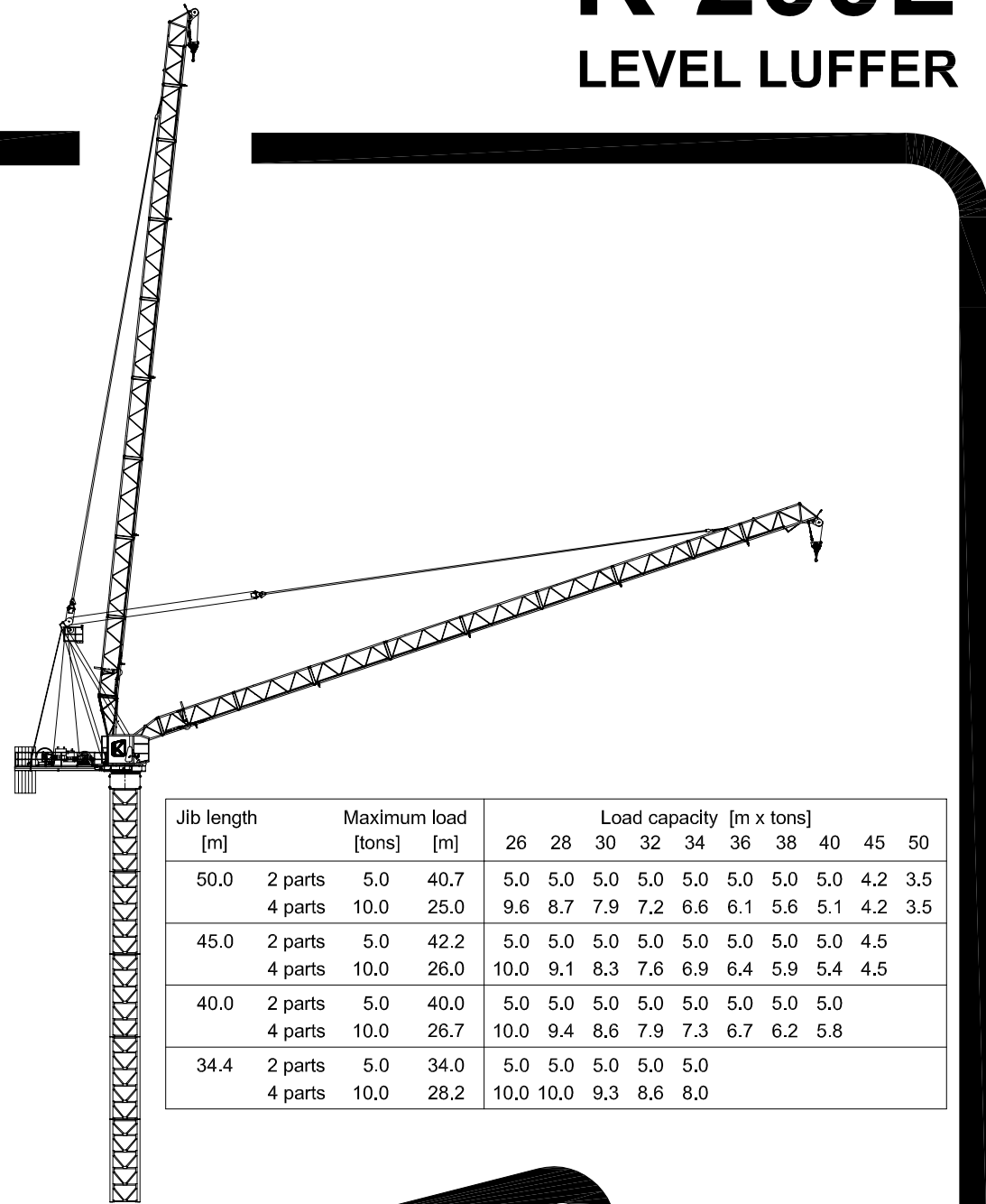



# TECHNICAL DATA

# K-200L LEVEL LUFFER



Jib length [m]	Maximum load [tons]	Maximum load [m]	Load capacity [m x tons]											
			26	28	30	32	34	36	38	40	45	50		
50.0	2 parts	5.0	40.7	5.0	5.0	5.0	5.0	5.0	5.0	5.0	5.0	5.0	4.2	3.5
	4 parts	10.0	25.0	9.6	8.7	7.9	7.2	6.6	6.1	5.6	5.1	4.2	3.5	
45.0	2 parts	5.0	42.2	5.0	5.0	5.0	5.0	5.0	5.0	5.0	5.0	5.0	4.5	
	4 parts	10.0	26.0	10.0	9.1	8.3	7.6	6.9	6.4	5.9	5.4	4.5		
40.0	2 parts	5.0	40.0	5.0	5.0	5.0	5.0	5.0	5.0	5.0	5.0	5.0		
	4 parts	10.0	26.7	10.0	9.4	8.6	7.9	7.3	6.7	6.2	5.8			
34.4	2 parts	5.0	34.0	5.0	5.0	5.0	5.0							
	4 parts	10.0	28.2	10.0	10.0	9.3	8.6	8.0						

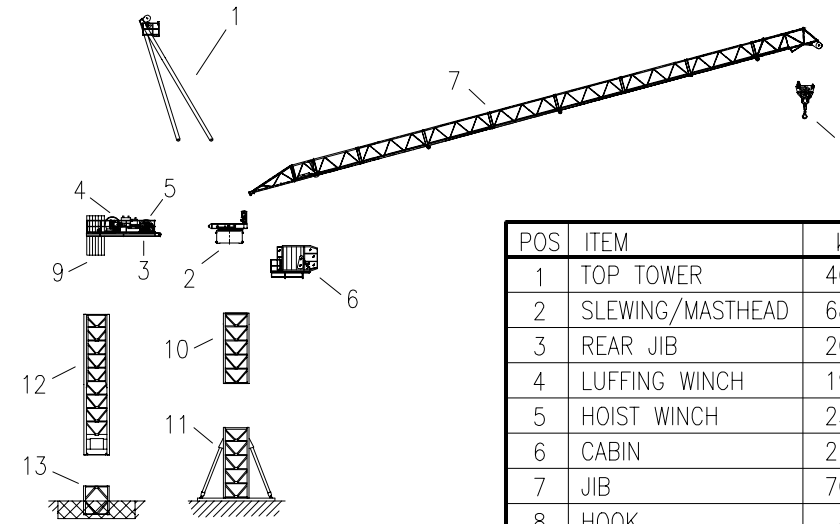


## KRØLL CRANES A/S

Nordkranvej 2 · DK-3540 Lyngge · Denmark · Phone: +45 48 187400 · Fax: +45 48 188807

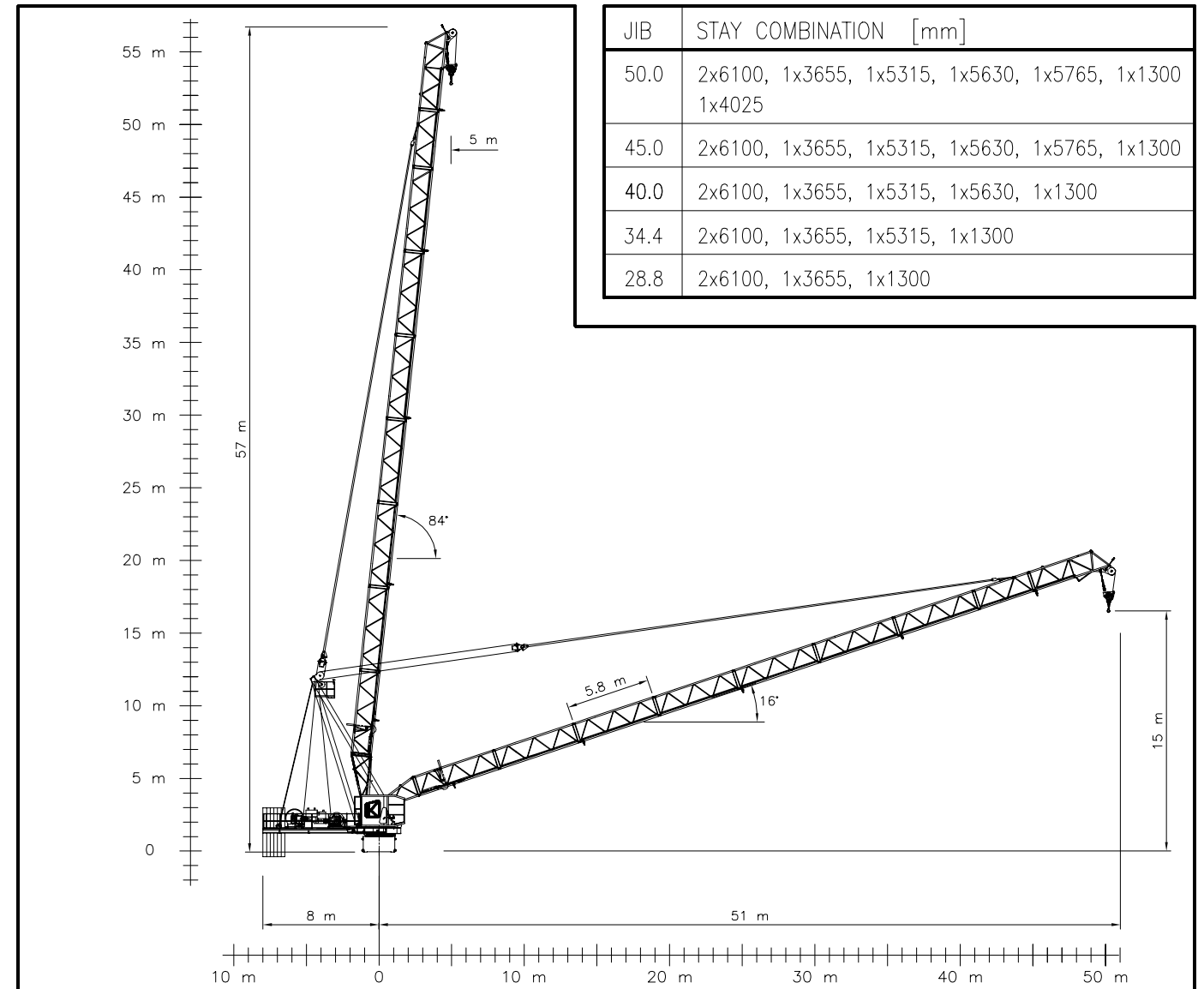
E-mail: krollcranes@krollcranes.dk · www.krollcranes.com

APPROX. ERECTION WEIGHTS  
UNGEFÄHRE MONTAGEGEWICHTE



POS	ITEM	kg
1	TOP TOWER	4000
2	SLEWING/MASTHEAD	6800
3	REAR JIB	2000
4	LUFFING WINCH	1900
5	HOIST WINCH	2300
6	CABIN	2100
7	JIB	7000
8	HOOK	450

POS	ITEM	kg
9	COUNTERWEIGHT	16000
10	M22-2 (6m)	4020
11	B22-2 (6m)	10500
12	CL22-2 (12m)	10400
13	N22-2	2400
14		
15		
16		



### EXTRA EQUIPMENT AVAILABLE

WALL TIE FRAMES, CABLE DRUMS, CURVE RUNNING AND 90° TURN BOGIES, ELEVATOR, FLOOD LIGHTING.

### ZUSÄTZLICHE AUSRÜSTUNG VERFÜGBAR

EINSPANNRAHMEN, KABELTROMMEL, KURVENFAHRENDE UND 90° DREHSCHEMEL, AUFZUG, SCHEINWERFER.

THE DESIGN AND TECHNICAL SPECIFICATIONS GIVEN ARE APPLICABLE TO THE STANDARD MACHINE OF CRANE K-200L. MODIFICATIONS ACCORDING TO SPECIAL REQUIREMENTS REGARDING FOR EXAMPLE HOOK HEIGHT, JIB LENGTH, RAIL GAUGE, ETC.. ARE AVAILABLE. PLEASE CONTACT KRØLL CRANES A/S.

DIE KONSTRUKTIONS- UND TECHNISCHE DATEN BEZIEHEN SICH AUF DIE STANDARD AUSFÜHRUNG DES KRANTYPS K-200L. INDIVIDUELLE FORDERUNGEN Z.B. AN HAKENHÖHE, AUSLEGERLÄNGE, SPURWEITE USW. KÖNNEN BERÜCKSICHTIGT WERDEN. NEHMEN SIE MIT KRØLL CRANES A/S KONTAKT AUF.

CONVERSION OF THE UNITS FOR FORCES  
UMRECHNUNG DER EINHEITEN FÜR KRÄFTE

10 N = 1 kg  
10 kN = 1 ton

SUBJECT TO ALTERATIONS  
ÄNDERUNGEN VORBEHALTEN

F.E.M

DATA SHEET  
DATENBLATT  
K-200L  
010401