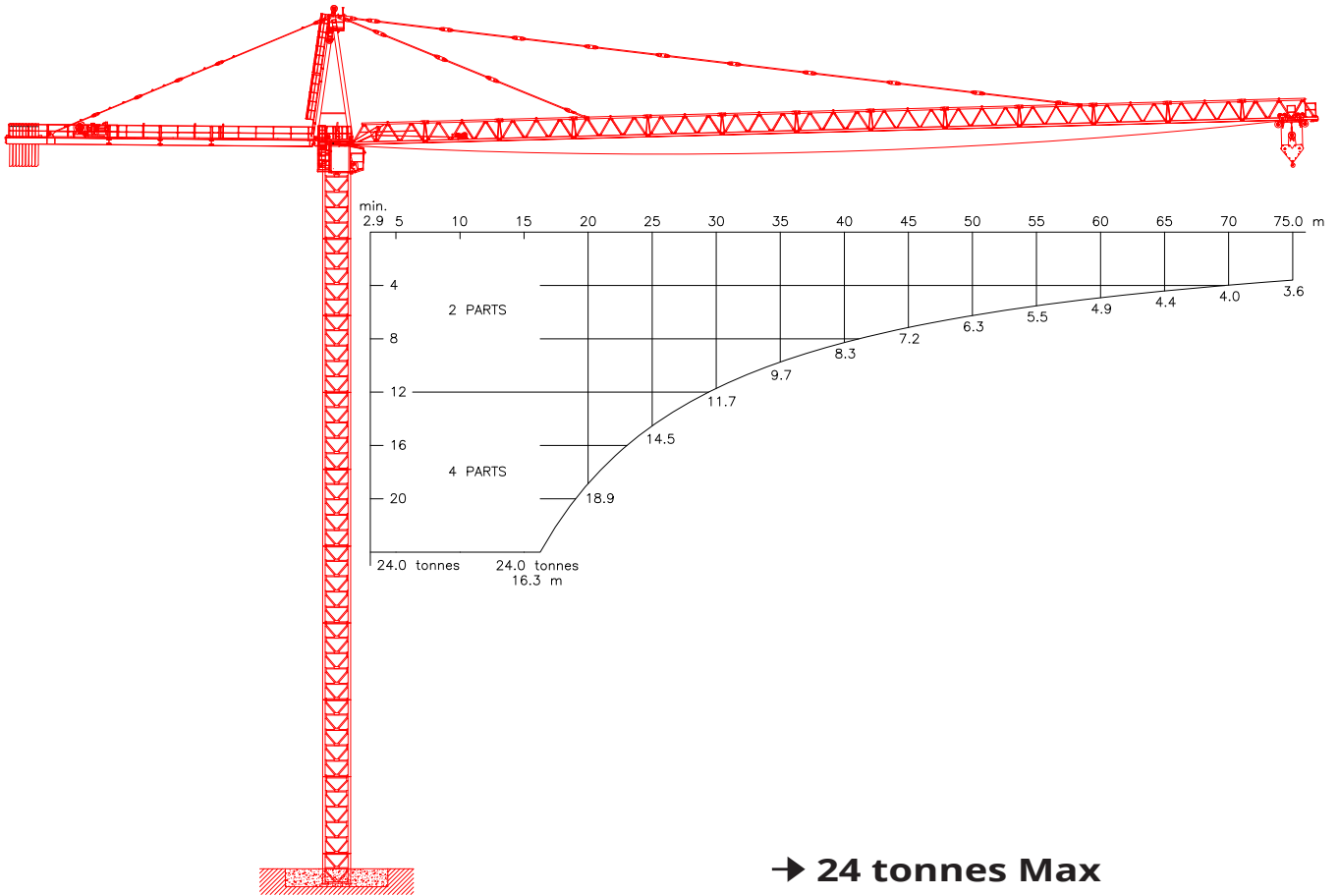




# KROLL CRANES



→ 24 tonnes Max

F.E.M 1.001-A3/E3

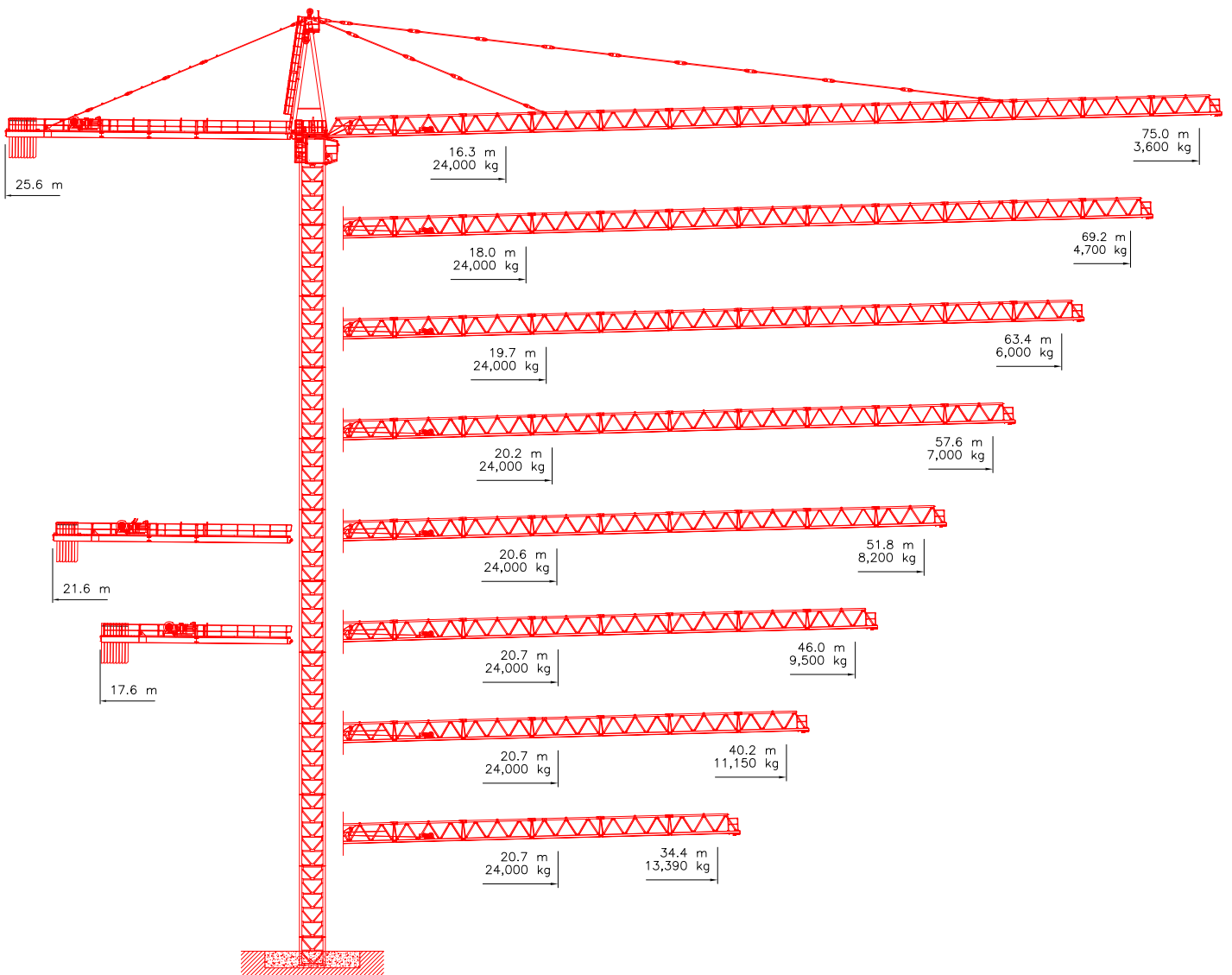


## HIGH TOP TOWER CRANE

# K420

24 tonnes Max





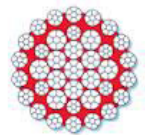


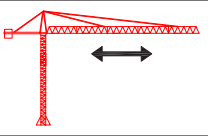


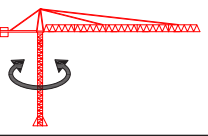


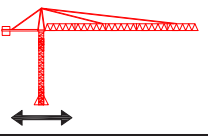
# JIB CONFIGURATIONS





# LOAD CHARTS

Radius	Jib Length															
	75.0 m		69.2 m		63.4 m		57.6 m		51.8 m		46.0 m		40.2 m		34.4 m	
	4 parts	2 parts	4 parts	2 parts	4 parts	2 parts	4 parts	2 parts	4 parts	2 parts	4 parts	2 parts	4 parts	2 parts	4 parts	2 parts
[m]	[kg]	[kg]	[kg]	[kg]	[kg]	[kg]	[kg]	[kg]	[kg]	[kg]	[kg]	[kg]	[kg]	[kg]	[kg]	[kg]
16.0	24,000	12,000	24,000	12,000	24,000	12,000	24,000	12,000	24,000	12,000	24,000	12,000	24,000	12,000	24,000	12,000
17.0	22,780	12,000	24,000	12,000	24,000	12,000	24,000	12,000	24,000	12,000	24,000	12,000	24,000	12,000	24,000	12,000
18.0	21,320	12,000	24,000	12,000	24,000	12,000	24,000	12,000	24,000	12,000	24,000	12,000	24,000	12,000	24,000	12,000
19.0	20,020	12,000	22,560	12,000	24,000	12,000	24,000	12,000	24,000	12,000	24,000	12,000	24,000	12,000	24,000	12,000
20.0	18,860	12,000	21,260	12,000	23,640	12,000	24,000	12,000	24,000	12,000	24,000	12,000	24,000	12,000	24,000	12,000
21.0	17,820	12,000	20,090	12,000	22,350	12,000	22,980	12,000	23,540	12,000	23,610	12,000	23,610	12,000	23,610	12,000
22.0	16,880	12,000	19,040	12,000	21,190	12,000	21,790	12,000	22,320	12,000	22,390	12,000	22,390	12,000	22,390	12,000
23.0	16,020	12,000	18,090	12,000	20,140	12,000	20,710	12,000	21,210	12,000	21,280	12,000	21,280	12,000	21,280	12,000
24.0	15,240	12,000	17,220	12,000	19,180	12,000	19,730	12,000	20,210	12,000	20,270	12,000	20,270	12,000	20,270	12,000
25.0	14,530	12,000	16,420	12,000	18,300	12,000	18,820	12,000	19,280	12,000	19,340	12,000	19,340	12,000	19,340	12,000
26.0	13,880	12,000	15,690	12,000	17,490	12,000	18,000	12,000	18,440	12,000	18,490	12,000	18,490	12,000	18,490	12,000
27.0	13,280	12,000	15,020	12,000	16,750	12,000	17,230	12,000	17,660	12,000	17,710	12,000	17,710	12,000	17,710	12,000
28.0	12,720	12,000	14,400	12,000	16,060	12,000	16,530	12,000	16,930	12,000	16,980	12,000	16,980	12,000	16,980	12,000
29.0	12,200	12,000	13,820	12,000	15,420	12,000	15,870	12,000	16,260	12,000	16,310	12,000	16,310	12,000	16,310	12,000
30.0	11,720	11,720	13,280	12,000	14,830	12,000	15,260	12,000	15,640	12,000	15,690	12,000	15,690	12,000	15,690	12,000
31.0	11,270	11,270	12,780	12,000	14,280	12,000	14,690	12,000	15,060	12,000	15,100	12,000	15,100	12,000	15,100	12,000
32.0	10,850	10,850	12,310	12,000	13,760	12,000	14,160	12,000	14,520	12,000	14,560	12,000	14,560	12,000	14,560	12,000
33.0	10,460	10,460	11,870	11,870	13,270	12,000	13,660	12,000	14,010	12,000	14,050	12,000	14,050	12,000	14,050	12,000
34.0	10,090	10,090	11,460	11,460	12,820	12,000	13,200	12,000	13,530	12,000	13,570	12,000	13,570	12,000	13,570	12,000
34.4	9,950	9,950	11,300	11,300	12,640	12,000	13,020	12,000	13,350	12,000	13,390	12,000	13,390	12,000	13,390	12,000
35.0	9,740	9,740	11,070	11,070	12,390	12,000	12,760	12,000	13,080	12,000	13,120	12,000	13,120	12,000		
36.0	9,420	9,420	10,710	10,710	11,990	11,990	12,340	12,000	12,660	12,000	12,700	12,000	12,700	12,000		
37.0	9,110	9,110	10,360	10,360	11,610	11,610	11,950	11,950	12,260	12,000	12,300	12,000	12,300	12,000		
38.0	8,820	8,820	10,040	10,040	11,250	11,250	11,580	11,580	11,880	11,880	11,920	11,920	11,920	11,920		
39.0	8,540	8,540	9,730	9,730	10,910	10,910	11,230	11,230	11,520	11,520	11,560	11,560	11,560	11,560		
40.0	8,280	8,280	9,440	9,440	10,580	10,580	10,900	10,900	11,180	11,180	11,220	11,220	11,220	11,220		
40.2	8,230	8,230	9,380	9,380	10,520	10,520	10,840	10,840	11,120	11,120	11,150	11,150	11,150	11,150		
41.0	8,030	8,030	9,160	9,160	10,280	10,280	10,590	10,590	10,860	10,860	10,900	10,900				
42.0	7,790	7,790	8,890	8,890	9,980	9,980	10,290	10,290	10,560	10,560	10,590	10,590				
43.0	7,570	7,570	8,640	8,640	9,710	9,710	10,000	10,000	10,260	10,260	10,300	10,300				
44.0	7,350	7,350	8,400	8,400	9,440	9,440	9,730	9,730	9,990	9,990	10,020	10,020				
45.0	7,150	7,150	8,170	8,170	9,190	9,190	9,470	9,470	9,720	9,720	9,750	9,750				
46.0	6,960	6,960	7,960	7,960	8,950	8,950	9,230	9,230	9,470	9,470	9,500	9,500				
47.0	6,770	6,770	7,750	7,750	8,720	8,720	8,990	8,990	9,230	9,230						
48.0	6,590	6,590	7,550	7,550	8,500	8,500	8,760	8,760	9,000	9,000						
49.0	6,420	6,420	7,360	7,360	8,290	8,290	8,550	8,550	8,770	8,770						
50.0	6,250	6,250	7,170	7,170	8,080	8,080	8,340	8,340	8,560	8,560						
51.0	6,100	6,100	7,000	7,000	7,890	7,890	8,140	8,140	8,360	8,360						
51.8	5,980	5,980	6,860	6,860	7,740	7,740	7,990	7,990	8,200	8,200						
52.0	5,950	5,950	6,830	6,830	7,700	7,700	7,950	7,950								
53.0	5,800	5,800	6,670	6,670	7,520	7,520	7,760	7,760								
54.0	5,660	5,660	6,510	6,510	7,350	7,350	7,590	7,590								
55.0	5,530	5,530	6,360	6,360	7,180	7,180	7,420	7,420								
56.0	5,400	5,400	6,210	6,210	7,020	7,020	7,250	7,250								
57.0	5,270	5,270	6,070	6,070	6,870	6,870	7,090	7,090								
57.6	5,200	5,200	5,990	5,990	6,780	6,780	7,000	7,000								
58.0	5,150	5,150	5,940	5,940	6,720	6,720										
59.0	5,030	5,030	5,810	5,810	6,580	6,580										
60.0	4,920	4,920	5,680	5,680	6,440	6,440										
61.0	4,810	4,810	5,560	5,560	6,300	6,300										
62.0	4,710	4,710	5,440	5,440	6,170	6,170										
63.0	4,610	4,610	5,330	5,330	6,050	6,050										
63.4	4,570	4,570	5,290	5,290	6,000	6,000										
64.0	4,510	4,510	5,220	5,220												
65.0	4,410	4,410	5,110	5,110												
66.0	4,320	4,320	5,010	5,010												
67.0	4,230	4,230	4,910	4,910												
68.0	4,140	4,140	4,810	4,810												
69.0	4,060	4,060	4,720	4,720												
69.2	4,040	4,040	4,700	4,700												
70.0	3,980	3,980														
71.0	3,900	3,900														
72.0	3,820	3,820														
73.0	3,740	3,740														
74.0	3,670	3,670														
75.0	3,600	3,600														

<b>HOIST WINCH</b>  <b>MOTOR</b> 85 kW	<b>2-PARTS</b> 		<b>4-PARTS</b> 		
		Load 0 - 1.2 t 1.2 - 5.0 t 5.0 - 12.0 t	Max. Speed 136 m/min 74 m/min 34 m/min	Load 0 - 2.4 t 2.4 - 10.0 t 10.0 - 24.0 t	Max. Speed 68 m/min 37 m/min 17 m/min
	<b>HOIST DRUM</b>  <b>CAPACITY</b> 550 m / 6 Layers			<b>HOIST WIRE</b>	
				<b>Diameter</b> 20 mm	<b>Safety Factor</b> 5
	<b>TROLLEY WINCH</b>  <b>MOTOR</b> 16 kW			<b>TROLLEY DRUM</b>  <b>CAPACITY</b> 75 m / 1 Layer	
<b>TROLLEY SPEEDS</b>			<b>TROLLEY WIRE</b>		
	0 - 24 t	0 - 70 m/min	<b>Diameter</b> 10 mm	<b>Safety Factor</b> 6	<b>MBL</b> 87 kN
	<b>SLEW DRIVE</b>  <b>Motor</b> 3 x 10 kW			<b>POWER</b>  <b>SUPPLY</b> 400 - 480 V, 50/60 Hz	
				<b>Consumption</b> 150 kVA	<b>Main Fuse</b> 160 A
<b>SLEW SPEEDS</b>					
	0 - 24 t	0 - 0.6 rpm			
	<b>UNDERCARRIAGE</b>  <b>Motor</b> 4 x 7 kW			<b>SUPPLY CABLE</b>	
				<b>Cable Length</b> 0 - 175 m 175 - 250 m	<b>Cable Type</b> 4 x 70 mm <sup>2</sup> 4 x 95 mm <sup>2</sup>
<b>TRAVEL SPEEDS</b>					
	0 - 24 t	0 - 25 m/min			
All motion controls are completely stepless ensuring smooth and jerk-free operation. Creeping speed down to 0.5% of maximum speed.			All specifications shown in the tables are for the standard version of K420. For special requirements regarding load charts or drive speeds, please contact Krøll Cranes A/S.		

F.E.M 1.001-A3/E3

EN 14439:2009-C25



All data is subject to alteration.



## KRØLL CRANES



KRØLL CRANES A/S  
Nordkranvej 2  
DK-3540 Lyngø  
Denmark

Tel: +45 48 18 74 00  
Mail: [info@krollcranes.dk](mailto:info@krollcranes.dk)  
Web: [www.krollcranes.dk](http://www.krollcranes.dk)

