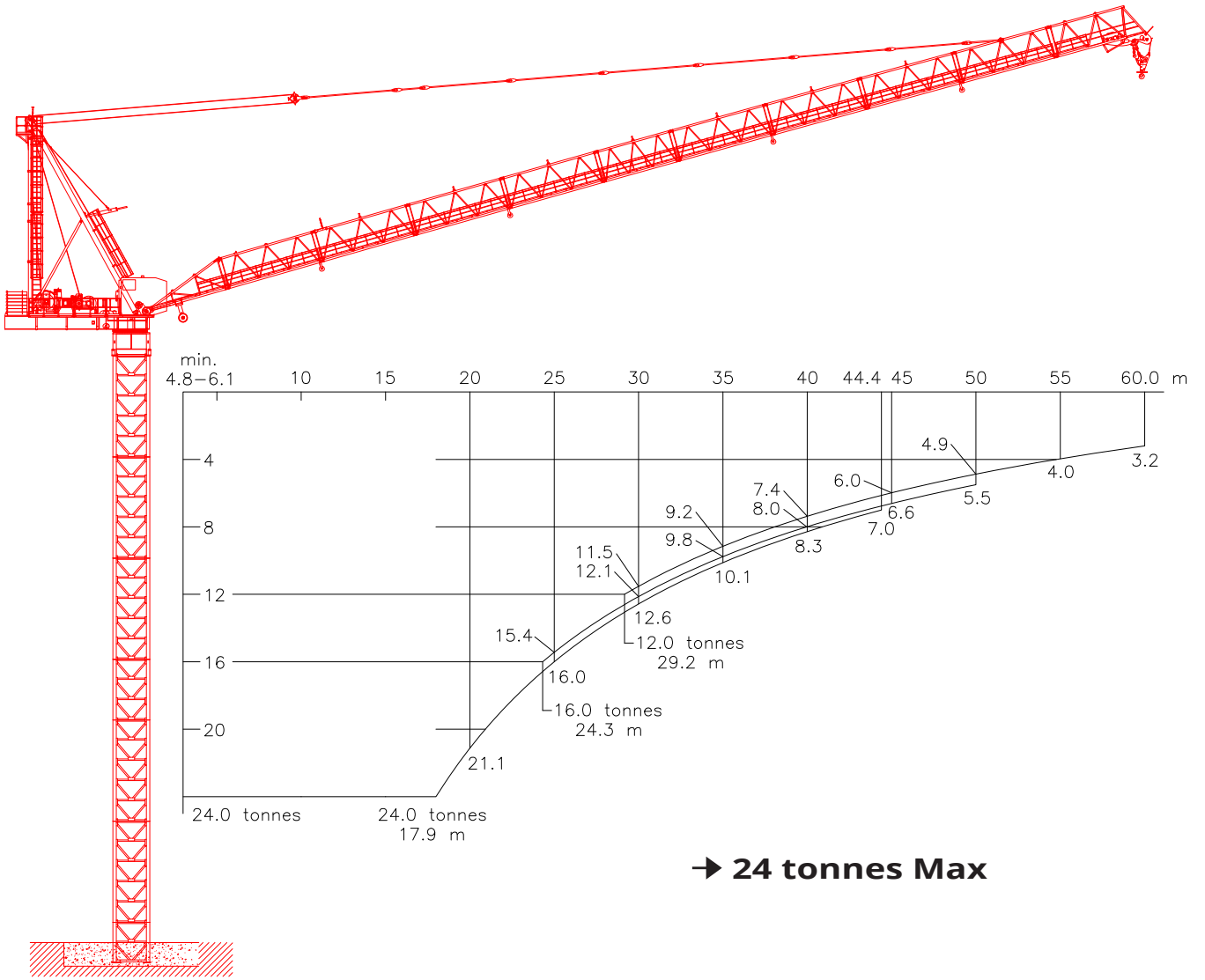




KROLL CRANES



F.E.M 1.001-HC1/A3/E3

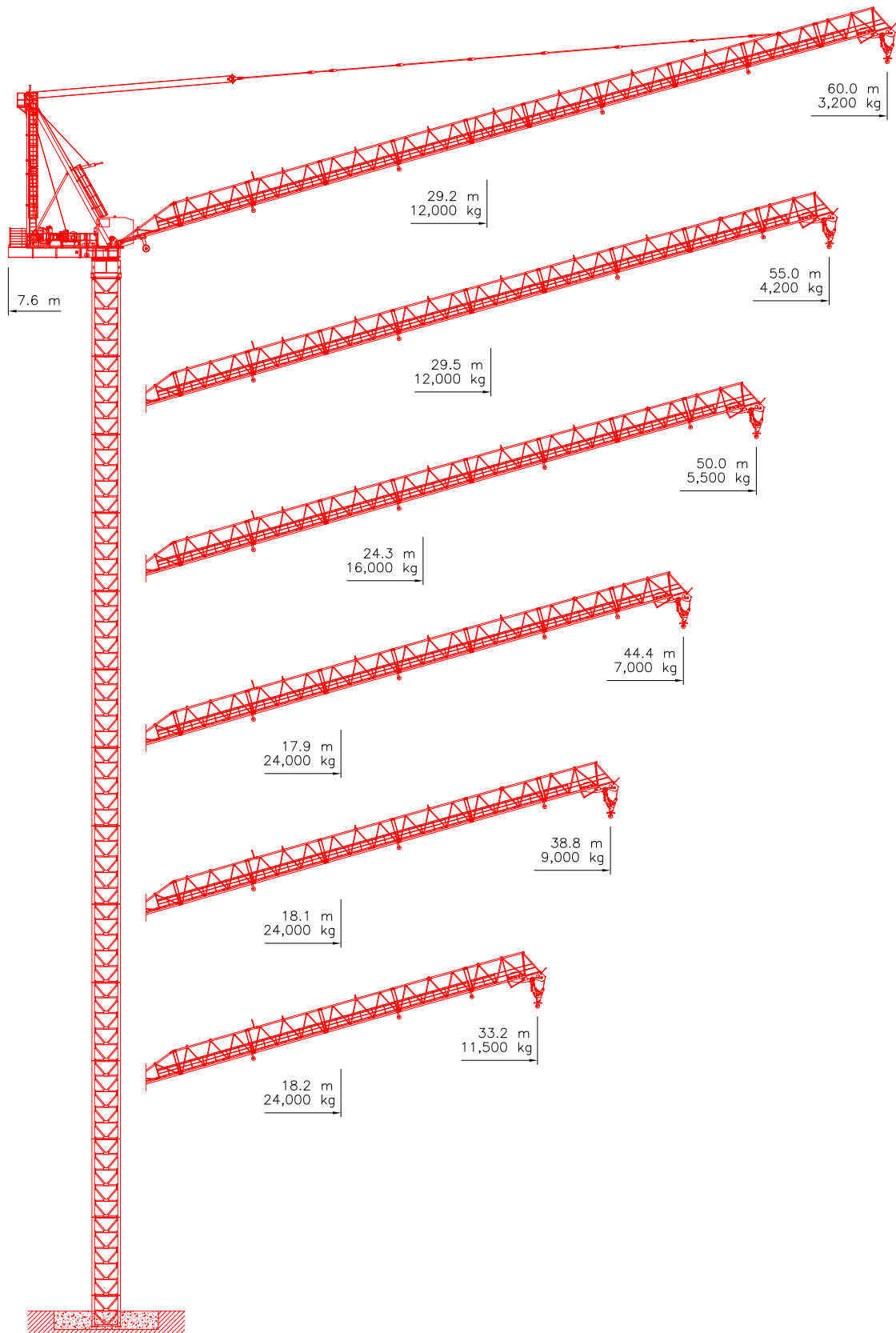


LUFFING BOOM TOWER CRANE

K435L






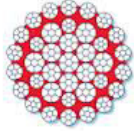


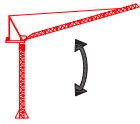


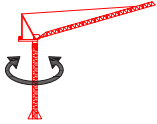


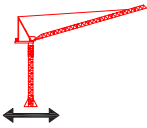
24 tonnes Max

JIB CONFIGURATIONS




LOAD CHARTS

Radius	Boom Length														
	60.0 m		55.0 m		50.0 m		44.4 m			38.8 m			33.2 m		
	2 parts	1 part	2 parts	1 part	2 parts	1 part	3 parts	2 parts	1 part	3 parts	2 parts	1 part	3 parts	2 parts	1 part
[m]	[kg]	[kg]	[kg]	[kg]	[kg]	[kg]	[kg]	[kg]	[kg]	[kg]	[kg]	[kg]	[kg]	[kg]	[kg]
15.0	12,000	8,000	12,000	8,000	16,000	8,000	24,000	16,000	8,000	24,000	16,000	8,000	24,000	16,000	8,000
16.0	12,000	8,000	12,000	8,000	16,000	8,000	24,000	16,000	8,000	24,000	16,000	8,000	24,000	16,000	8,000
17.0	12,000	8,000	12,000	8,000	16,000	8,000	24,000	16,000	8,000	24,000	16,000	8,000	24,000	16,000	8,000
18.0	12,000	8,000	12,000	8,000	16,000	8,000	23,990	16,000	8,000	24,000	16,000	8,000	24,000	16,000	8,000
19.0	12,000	8,000	12,000	8,000	16,000	8,000	22,490	16,000	8,000	22,710	16,000	8,000	22,870	16,000	8,000
20.0	12,000	8,000	12,000	8,000	16,000	8,000	21,140	16,000	8,000	21,370	16,000	8,000	21,540	16,000	8,000
21.0	12,000	8,000	12,000	8,000	16,000	8,000	19,910	16,000	8,000	20,150	16,000	8,000	20,340	16,000	8,000
22.0	12,000	8,000	12,000	8,000	16,000	8,000	18,800	16,000	8,000	19,050	16,000	8,000	19,250	16,000	8,000
23.0	12,000	8,000	12,000	8,000	16,000	8,000	17,790	16,000	8,000	18,040	16,000	8,000	18,250	16,000	8,000
24.0	12,000	8,000	12,000	8,000	16,000	8,000	16,850	16,000	8,000	17,120	16,000	8,000	17,340	16,000	8,000
25.0	12,000	8,000	12,000	8,000	15,440	8,000	16,000	16,000	8,000	16,270	16,000	8,000	16,500	16,000	8,000
26.0	12,000	8,000	12,000	8,000	14,680	8,000	15,210	15,210	8,000	15,480	15,480	8,000	15,720	15,720	8,000
27.0	12,000	8,000	12,000	8,000	13,970	8,000	14,470	14,470	8,000	14,750	14,750	8,000	15,000	15,000	8,000
27.6	12,000	8,000	12,000	8,000	13,570	8,000	14,060	14,060	8,000	14,340	14,340	8,000	14,590	14,590	8,000
28.0	12,000	8,000	12,000	8,000	13,310	8,000	13,790	13,790	8,000	14,080	14,080	8,000	14,330	14,330	8,000
29.0	12,000	8,000	12,000	8,000	12,700	8,000	13,160	13,160	8,000	13,450	13,450	8,000	13,710	13,710	8,000
30.0	11,530	8,000	11,720	8,000	12,130	8,000	12,570	12,570	8,000	12,870	12,870	8,000	13,130	13,130	8,000
31.0	10,990	8,000	11,190	8,000	11,600	8,000	12,020	12,020	8,000	12,320	12,320	8,000	12,580	12,580	8,000
32.0	10,490	8,000	10,690	8,000	11,100	8,000	11,500	11,500	8,000	11,800	11,800	8,000	12,070	12,070	8,000
33.0	10,020	8,000	10,220	8,000	10,630	8,000	11,010	11,010	8,000	11,320	11,320	8,000	11,590	11,590	8,000
33.2	9,920	8,000	10,130	8,000	10,530	8,000	10,920	10,920	8,000	11,220	11,220	8,000	11,500	11,500	8,000
34.0	9,570	8,000	9,780	8,000	10,180	8,000	10,550	10,550	8,000	10,860	10,860	8,000			
35.0	9,150	8,000	9,360	8,000	9,770	8,000	10,120	10,120	8,000	10,430	10,430	8,000			
36.0	8,760	8,000	8,970	8,000	9,370	8,000	9,710	9,710	8,000	10,030	10,030	8,000			
37.0	8,380	8,000	8,590	8,000	9,000	8,000	9,320	9,320	8,000	9,640	9,640	8,000			
38.0	8,030	8,000	8,240	8,000	8,640	8,000	8,960	8,960	8,000	9,280	9,280	8,000			
38.8	7,750	7,750	7,970	7,970	8,380	8,000	8,680	8,680	8,000	9,000	9,000	8,000			
39.0	7,690	7,690	7,910	7,910	8,310	8,000	8,610	8,610	8,000						
40.0	7,370	7,370	7,590	7,590	7,990	7,990	8,280	8,280	8,000						
41.0	7,060	7,060	7,290	7,290	7,690	7,690	7,970	7,970	7,970						
42.0	6,770	6,770	7,000	7,000	7,400	7,400	7,670	7,670	7,670						
43.0	6,500	6,500	6,720	6,720	7,120	7,120	7,380	7,380	7,380						
44.0	6,230	6,230	6,460	6,460	6,860	6,860	7,110	7,110	7,110						
44.4	6,130	6,130	6,360	6,360	6,760	6,760	7,000	7,000	7,000						
45.0	5,980	5,980	6,210	6,210	6,610	6,610									
46.0	5,740	5,740	5,970	5,970	6,370	6,370									
47.0	5,510	5,510	5,740	5,740	6,140	6,140									
48.0	5,290	5,290	5,520	5,520	5,920	5,920									
49.0	5,070	5,070	5,310	5,310	5,700	5,700									
50.0	4,870	4,870	5,110	5,110	5,500	5,500									
51.0	4,670	4,670	4,910	4,910											
52.0	4,490	4,490	4,720	4,720											
53.0	4,300	4,300	4,540	4,540											
54.0	4,130	4,130	4,370	4,370											
55.0	3,960	3,960	4,200	4,200											
56.0	3,800	3,800													
57.0	3,640	3,640													
58.0	3,490	3,490													
59.0	3,340	3,340													
60.0	3,200	3,200													

HOIST WINCH MOTOR 85 kW	1-PART		2-PARTS		3-PARTS		
							
	Load	Max. Speed	Load	Max. Speed	Load	Max. Speed	
	0 - 2 t	160 m/min	0 - 4 t	80 m/min	0 - 6 t	53 m/min	
	2 - 4 t	96 m/min	4 - 8 t	48 m/min	6 - 12 t	32 m/min	
	4 - 8 t	54 m/min	8 - 16 t	27 m/min	12 - 24 t	18 m/min	
	HOIST DRUM			HOIST WIRE			
	CAPACITY			Diameter	22 mm		
670 m / 8 layers		Safety Factor		5			
		MBL		441 kN			
	LUFFING WINCH			LUFFING DRUM			
	MOTOR			CAPACITY			
		45 kW					
LUFFING SPEEDS			LUFFING WIRE				
	0 - 24 t	2:00 min	Diameter	20 mm			
			Safety Factor	5.3			
			MBL	321 kN			
	SLEW DRIVE			POWER			
	Motor			SUPPLY			
		2 x 7 kW		400 - 480 V, 50/60 Hz			
SLEW SPEEDS				Consumption	165 kVA		
	0 - 24 t	0 - 0.7 rpm	Main Fuse	160 A			
			Recommended Generator Size	350 kVA			
	UNDERCARRIAGE			SUPPLY CABLE			
	Motor			Cable Length	Cable Type		
		4 x 5.5 kW		0 - 175 m	4 x 70 mm ²		
TRAVEL SPEEDS				175 - 250 m	4 x 95 mm ²		
	0 - 24 t	0 - 25 m/min					
<p>All motion controls are completely stepless ensuring smooth and jerk-free operation. Creeping speed down to 0.5% of maximum speed.</p>			<p>All specifications shown in the tables are for the standard version of K435L. For special requirements regarding load charts or drive speeds, please contact Krøll Cranes A/S.</p>				



KRØLL CRANES



KRØLL CRANES A/S
Nordkranvej 2
DK-3540 Lyngø
Denmark

Tel: +45 48 18 74 00
Mail: info@krollcranes.dk
Web: www.krollcranes.dk

