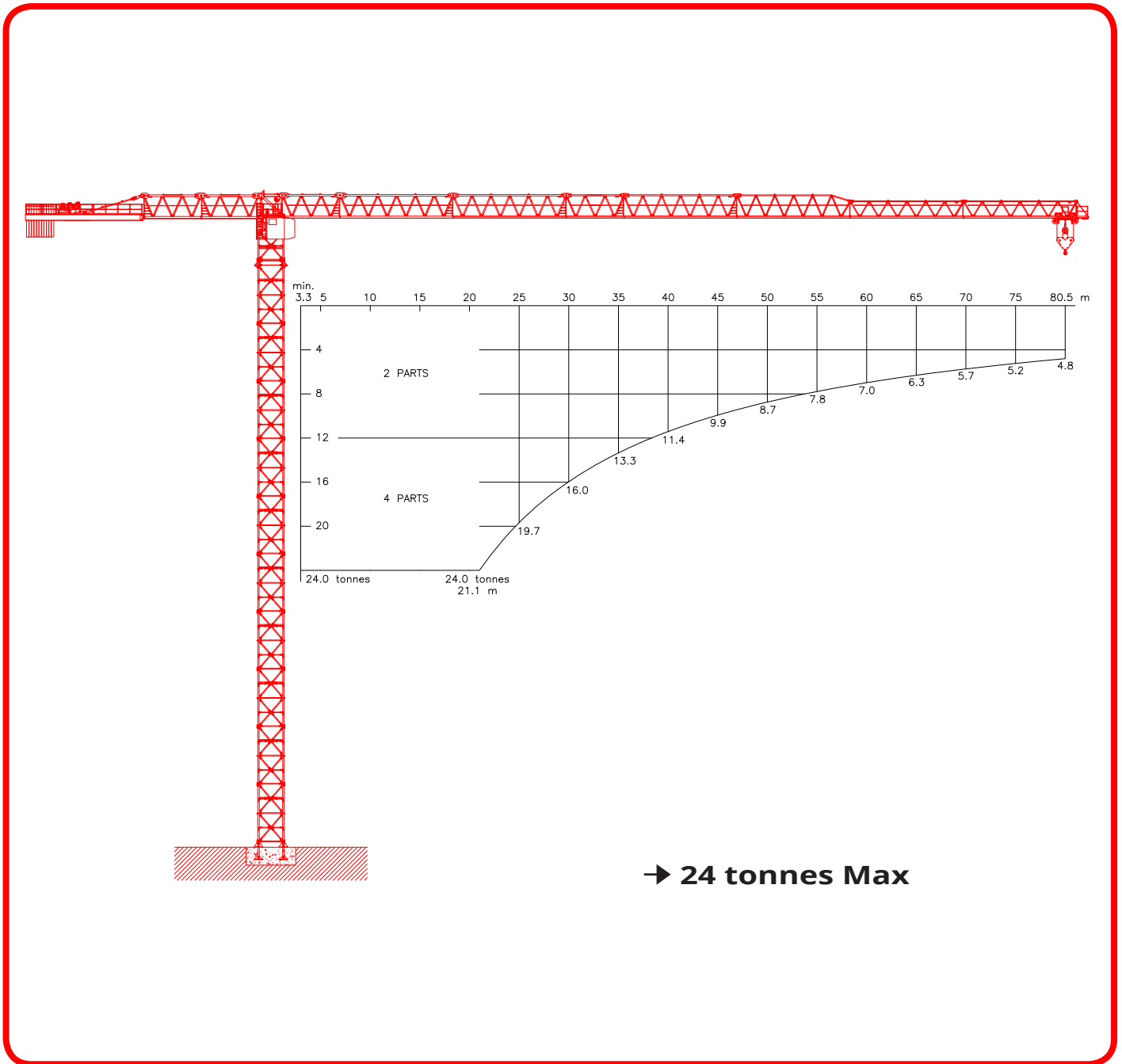




KROLL CRANES



→ 24 tonnes Max

F.E.M 1.001-HC1/A3/E3








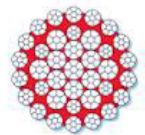


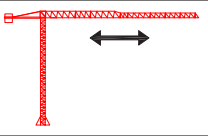


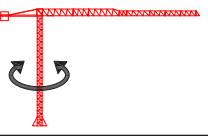


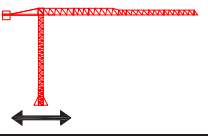
FLAT TOP TOWER CRANE

K630F

24 tonnes Max

JIB CONFIGURATIONS



HOIST WINCH MOTOR 85 kW	2-PARTS 		4-PARTS 		
		Load 0 - 1.2 t 1.2 - 5.0 t 5.0 - 12.0 t	Max. Speed 136 m/min 74 m/min 34 m/min	Load 0 - 2.4 t 2.4 - 10.0 t 10.0 - 24.0 t	Max. Speed 68 m/min 37 m/min 17 m/min
	HOIST DRUM			HOIST WIRE	
	CAPACITY 550 m / 6 Layers			Diameter 20 mm	Safety Factor 5
	TROLLEY WINCH MOTOR 16 kW			TROLLEY DRUM CAPACITY 75 m / 1 Layer	
	TROLLEY SPEEDS			TROLLEY WIRE	
	0 - 24 t	0 - 70 m/min	Diameter 10 mm	Safety Factor 6	MBL 87 kN
	SLEW DRIVE Motor 3 x 10 kW			POWER SUPPLY 400 - 480 V, 50/60 Hz	
	SLEW SPEEDS			Consumption 150 kVA	Main Fuse 160 A
	0 - 24 t	0 - 0.6 rpm			
	UNDERCARRIAGE Motor 4 x 7 kW			SUPPLY CABLE	
	TRAVEL SPEEDS			Cable Length 0 - 175 m 175 - 250 m	Cable Type 4 x 70 mm ² 4 x 95 mm ²
	0 - 24 t	0 - 25 m/min			
All motion controls are completely stepless ensuring smooth and jerk-free operation. Creeping speed down to 0.5% of maximum speed.			All specifications shown in the tables are for the standard version of K630F. For special requirements regarding load charts or drive speeds, please contact Krøll Cranes A/S.		



KRØLL CRANES



KRØLL CRANES A/S
Nordkranvej 2
DK-3540 Lyngø
Denmark

Tel: +45 48 18 74 00
Mail: info@krollcranes.dk
Web: www.krollcranes.dk

